

SUNY College Cortland

Digital Commons @ Cortland

COR 101 Slides

COR 101 Student Symposium

2022

Academic Resources and Opportunities

Kylie Rejman

SUNY Cortland, kylie.rejman@cortland.edu

Follow this and additional works at: <https://digitalcommons.cortland.edu/corslides>



Part of the [Higher Education Commons](#)

Recommended Citation

Rejman, Kylie, "Academic Resources and Opportunities" (2022). *COR 101 Slides*. 15.
<https://digitalcommons.cortland.edu/corslides/15>

This Book is brought to you for free and open access by the COR 101 Student Symposium at Digital Commons @ Cortland. It has been accepted for inclusion in COR 101 Slides by an authorized administrator of Digital Commons @ Cortland. For more information, please contact DigitalCommonsSubmissions@cortland.edu.




Academic Opportunities & Resources

Kylie Rejman- COR 101-402-Natasha McFadden



Why This Topic?

- As a freshman I wish I knew that I could go to the writing center at any point in the writing process
- I have utilized the writing center and it is a game changer especially during finals week!
- Academic opportunities are a way to meet new people and connect!
- Utilizing career services can help you build your resume and lead to securing a job before graduation (this is especially true for education majors)




Supporting Research

- The use of college resources can lead to a better job outcome post-graduation (Frenette & Martin, 2017).
- These resources are included in tuition
- These resources are meant to support you and help you succeed! (myRedDragon).
- The library may seem like an obvious resource, but it is underrated! The library doesn't just provide a study space. It also provides books, articles, teaching materials, and research assistance! (Duda, 2021).

Content

Halloween Themed Presentation!

- Writing Center
- Learning Center
- Honors Lounge
- Help Center
- Career Services
- Memorial Library



Agenda

Pre Survey

"Popcorn" & Candy

Information

Post Survey

What was learned

Information about each resource location, hours, and purpose!



A PART OF THE LESSON IN PICTURES:

Please Take the Survey!!!

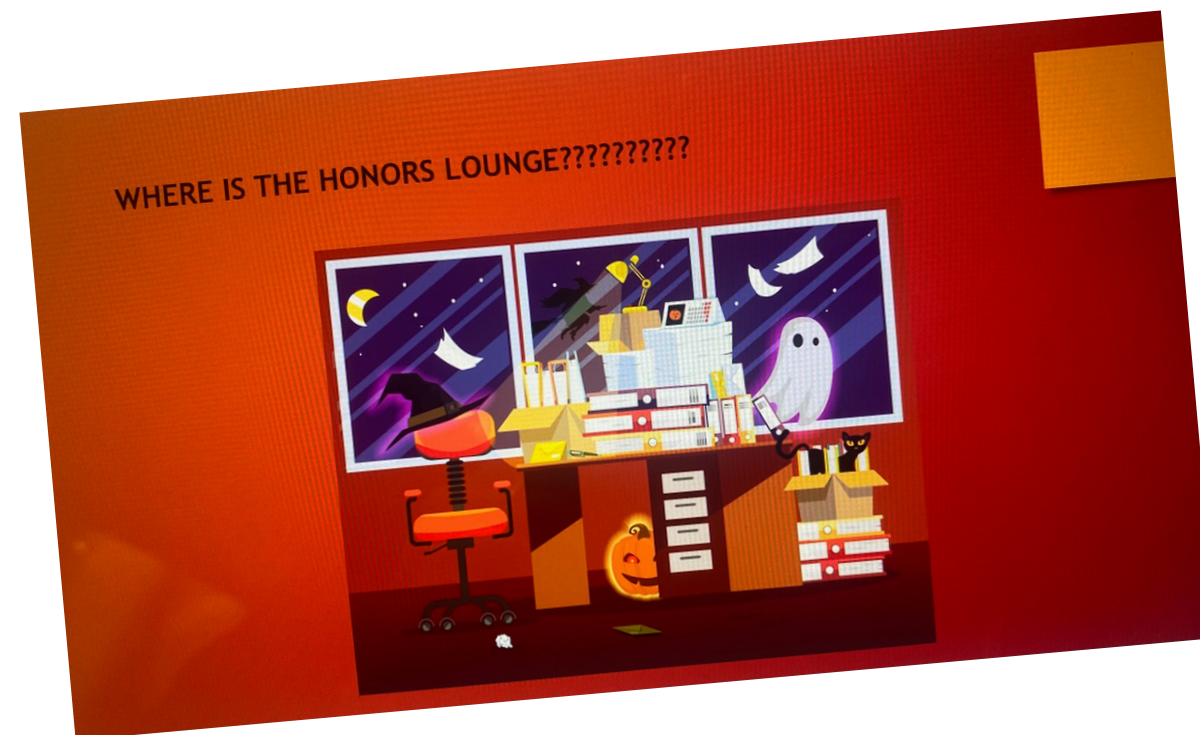


HONORS LOUNGE

- Microwave
- Minifridge
- Coffee
- Tea
- Candy
- Computers
- Study space
- FREE PRINTING!!!
- Location: Basement of Old Main (THE very basement)



WHERE IS THE HONORS LOUNGE???????????




CLOSING SURVEY: THANK YOU!!!



Interactive Activity

- I tossed a ball around at the beginning of the presentation like "popcorn" and asked the students which of the resources they were already familiar with
- I also tossed the ball around again at the end and asked them what their Halloween costume was going to be!



Reflection

Planning!

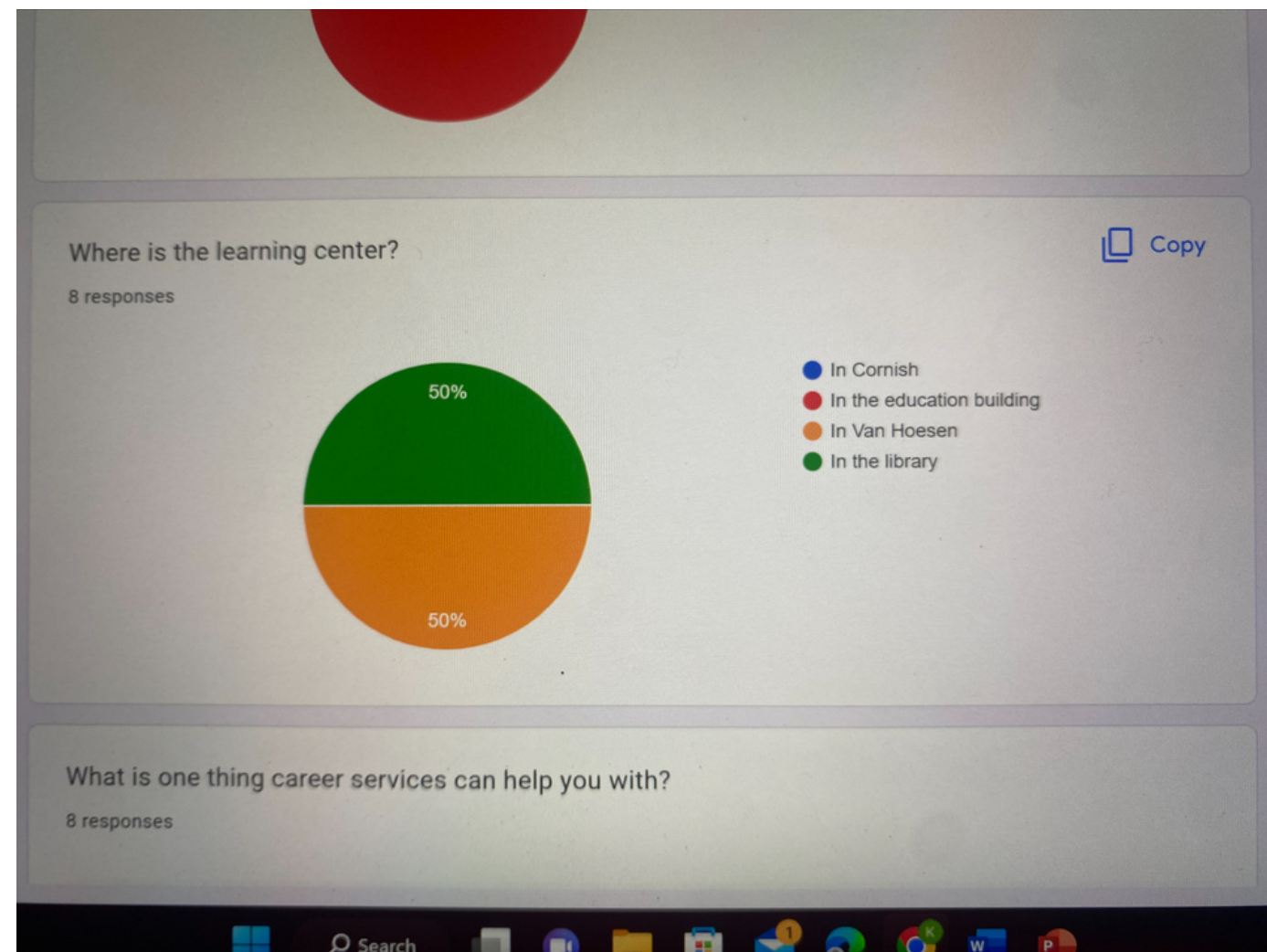
- I had lots of fun planning!
- Planning was time consuming
- Required brainstorming & thinking about what the 1st year students would enjoy
- Halloween Themed Powerpoint!
- "Popcorn" game
- Making surveys
- Candy was given when students participated and answered questions!
- My idea behind these things was to promote engagement

How the Class Went

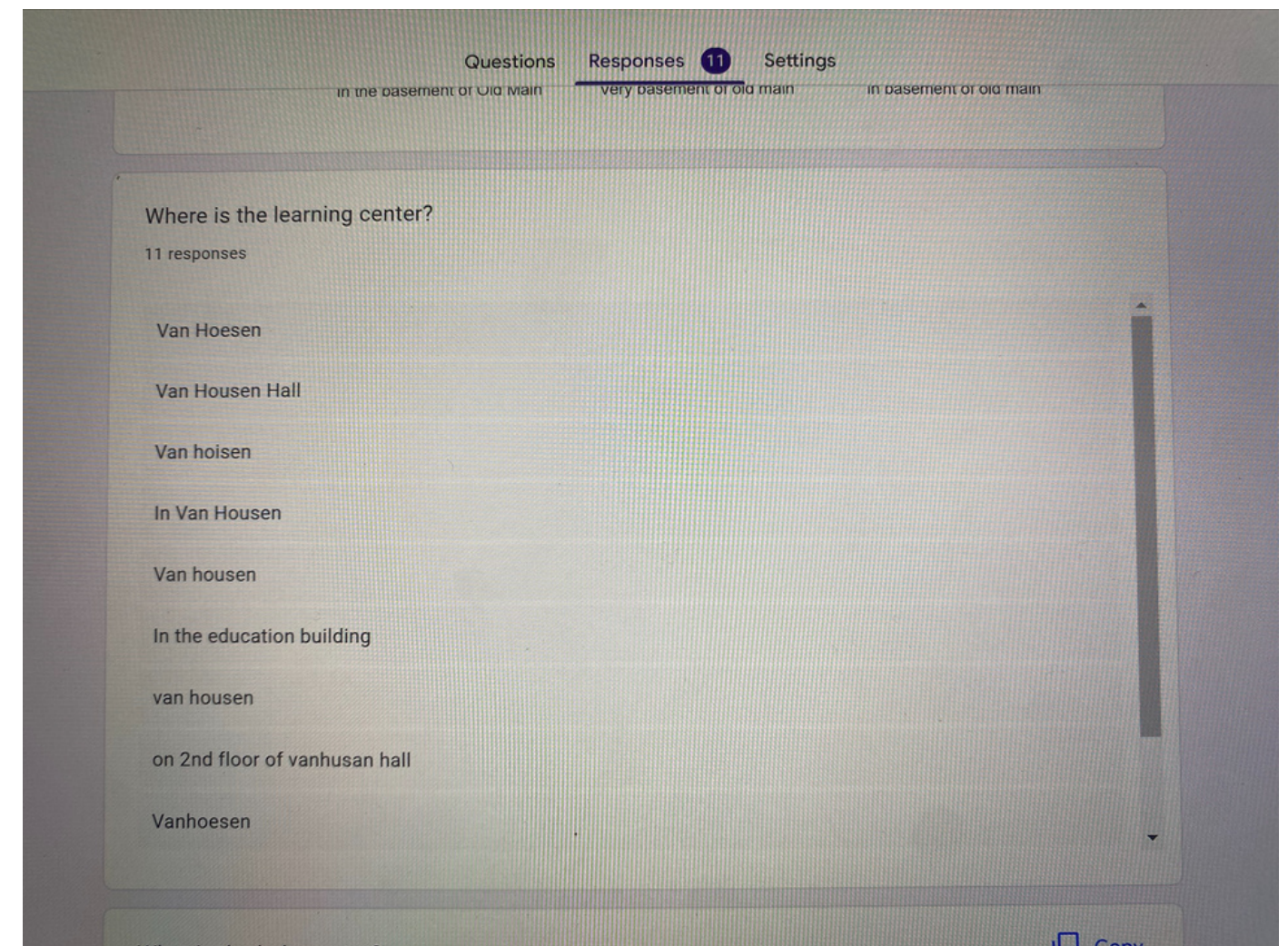
Usually the 1st year students are chatty and outgoing. However, this lesson was on the Monday before Fall break. They participated by answering questions, but they did not have any additional questions to ask me.

Fortunately, the post-survey showed that they learned a lot about the various resources! Their quietness could have just been an indicator that they were listening and taking in the information. Another positive is that I was not nervous at all when presenting! It was an enjoyable experience (I enjoy public speaking). It is also rewarding to know that the 1st year students learned valuable information from my lesson!

What the 1st Year Students Learned (Example)



Pre-Survey



Post-Survey


What I would do Differently Next Time

- Plan more interactive activities like a snowball fight, Kahoot, or a group worksheet
- Plan for more than the class period allows (as the students may not engage in discussion)




WHAT I LEARNED

- Students are not always going to be in a talkative mood
- Always over plan!
- Try to get the students up and moving!
- Teaching takes a lot of dedication, observation, and preparation!
- As a future teacher I need to prepare for many different learning styles
- Performing lesson plans during COR made me more excited to become a future teacher!






Resources:



Duda , C. (2021, July 26). Campus support every first-year college student should use. Campus Support for First-Year College Students. <https://www.usnews.com/education/blogs/college-admissions-playbook/articles/campus-support-every-first-year-college-student-should-use>


JavaScript required. Sign In. (n.d.). <https://myreddragon.cortland.edu/>

Martin, N. D., & Frenette, A. (2017). Lost in Transition: College Resources and the Unequal Early-Career Trajectories of Arts Alumni. *The American Behavioral Scientist* (Beverly Hills), 61(12), 1487-1509. <https://doi.org/10.1177/0002764217734273>



Also Used:

- Canva
- Google Forms
- PowerPoint



Thank you!!!